

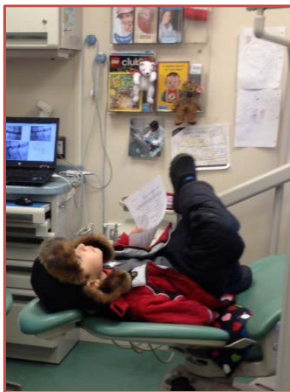
# Ronald McDonald Care Mobile® of North Dakota

# Annual Report 2014

## Dear Friends of the Care Mobile:

Ronald McDonald House Charities of Bismarck is pleased and proud to share our Annual Report of the past year's activities and events. This report reflects on the accomplishments of our third year of operation and the extraordinary efforts put forth by our staff and partners to reach even more children and communities in need of oral health care. We continually strive to reach our mission of "improving the lives of children and families."

It has been another successful year reaching more than one thousand children and providing thousands of appointments. In 2014 the Ronald McDonald Care Mobile added two weeks of service delivery to reach 39 weeks and was able to increase the total number of children served by 14.5 percent and the number of patient appointments provided by 4.5 percent. The number of visits per child and the dollar value of services per child decreased indicating the children are needing less treatment. This can be the result of the preventive and more regular care the children are receiving.



Special thanks go to all the dentists, hygienists and assistants who filled-in on the Care Mobile. Their willingness to help out allowed us to maximize our service delivery schedule.

We now provide services on three American Indian Reservations including the Standing Rock, Turtle Mountain and Fort Berthold Reservations. A significant portion (47%) of the children served on the Care Mobile were American Indian, indicating we are reaching our target population.

We want every child to have a good dental experience so they will grow up with healthy smiles and looking forward to regular dental care. Our second annual Quality Assurance Review was completed and was used to develop our annual Quality Improvement Plan to help us continually improve our efficiency and effectiveness in service delivery.

Comments from families on our annual Patient Satisfaction Survey continue to inspire us.

- ❖ *"I appreciate all you have done for my grandson—his experiences were very positive."*
- ❖ *"We are very thankful for this service."*
- ❖ *I sincerely appreciate the patience and care you provided my daughter. She enjoyed the experience."*

Our partners, supporters, staff, volunteers and friends play a critical role in the success of our shared and collective mission. Thank you for helping us "deliver hope on wheels" to brighten the smiles of 1,000 underserved North Dakota children each year.

*Kathy Keiser, Executive Director*  
Ronald McDonald House Charities-Bismarck

## Dental Care Highlights

In 2014 the Ronald McDonald Care Mobile served **1,008** children with **2,166** patient appointments, providing **9,293** dental services for a total value of **\$477,896**.

The Ronald McDonald Care Mobile operated 39 weeks and traveled to 43 sites in 18 communities in western North Dakota. Priority areas for services include schools with 40 percent or greater of their children enrolled in the free/reduced fee school lunch program, Head Start and Early Head Start Programs, American Indian Reservations and Community Health Centers that do not have dental clinics.

### Services Provided in 2014

Diagnostic	Number Provided
Exams	877
X-rays	1,159
Caries Risk Assessments	854
Referrals	48
Preventive	
Oral health education	1,008
Cleanings	825
Fluoride Treatments	775
Sealants	3,073
Restorative/Surgical	
Fillings	1,429
Stainless Steel Crowns	15
Extractions	106
Pulpotomies	26

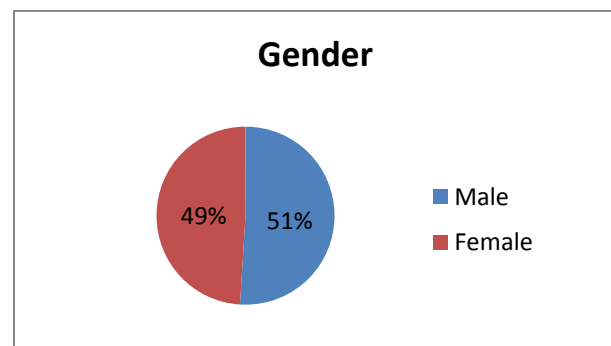
The average number of visits per child is 2.15 and the average number of dental services per child is 9. The average value of dental services provided per child is \$474.10.



### Demographics of the Children Served

The Ronald McDonald Care Mobile serves children ages 0 through 21. Over one-half (53%) of the children seen were eight years of age or younger and slightly more boys than girls received services.

Age	Percentage
0-2	<3%
3-5	20%
6-8	30%
9-11	24%
12-14	9%
15-17	9%
18-21	5%

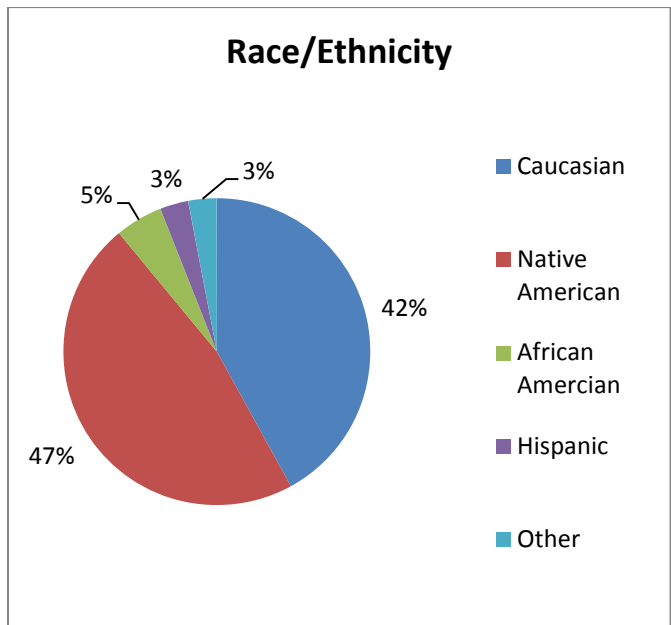


Three-fourths (75%) of the children served were in pre-school and elementary school. Most of the sites visited are elementary schools.

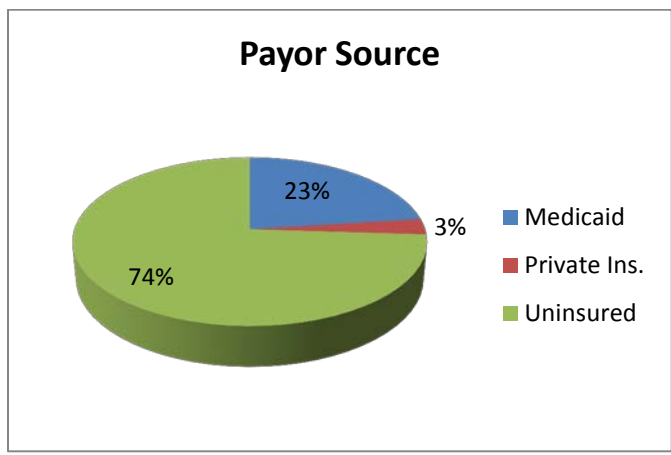
Grade	Percentage
Pre-K	13%
K-6	62%
7-9	8%
10-12	9%
13+	<1%
NA*	7%

\*Not Available

Slightly less than one-half (42%) of the children served were Caucasian and nearly one-half (47%) were Native American. Eleven percent (11%) of the children were other races/ethnicities indicating greater diversity in the target populations served.



Nearly three-fourths (74%) of the children seen on the Ronald McDonald Care Mobile are uninsured. Nearly one-fourth (23%) are Medicaid and three percent have private insurance.



The annual Patient Satisfaction Survey indicated the children and parents/guardians are satisfied with and very appreciative of the services provided by the Ronald McDonald Care Mobile Program.



## Tooth Fairy Club

“Delivering Hope on Wheels”



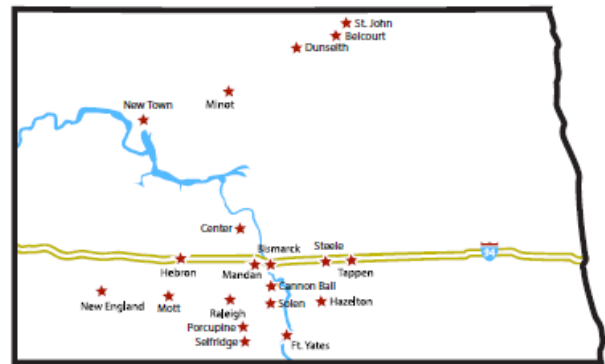
You can become a “Tooth Fairy Club” member by pledging to support the Ronald McDonald Care Mobile by:

- ★ A one-time pledge of \$1,000 (or five years at \$200/year)

Please consider giving a donation to the Tooth Fairy Club to help us provide desperately needed oral health care to underserved children. You can contribute by going to our website and donating online or downloading the membership form at:

<http://rmhcbismarck.com/caremobile/default.asp?ID=344>

## North Dakota Communities Served



In 2014, the Ronald McDonald Care Mobile served 43 sites in 18 communities including Belcourt, Bismarck, Cannon Ball, Center, Dunsenith, Fort Yates, Hazelton, Hebron, Mandan, Minot, Mott, New England, New Town, Porcupine, Raleigh, Selfridge, St. John and Steele/Tappen. Sites include schools, churches and community events.

## Ronald McDonald Care Mobile Financial Report 2014

<u>Revenue</u>		<u>Expenses</u>	
RMHC-Bismarck	\$ 80,860	Salaries, Wages & Fringe	\$ 82,074
McDonald's Owner/Operators	20,000	Contractual	305,733
Service Revenue (Medicaid, Ins.)	147,374	Travel, Food & Lodging	23,992
Donations	20,910	Operating	
Community Site Partner Fees	18,000	Equipment	7,980
Foundation Grants	199,165	Supplies	
Federal Grants	17,030	IT/Communications	5,111
ND Legislative Appropriation	<u>35,135</u>	Office Supplies	2,401
Total Revenue	<u>\$538,474</u>	Education Supplies	252
		Dental Supplies	34,532
		Fuel	11,365
		Vehicle Maintenance	7,670
		Advertising/Promotion	13,687
		Fundraising	2,042
		Other	
		Professional Development	766
		Miscellaneous	321
		Vehicle License & Registration	340
		Vehicle Insurance	19,206
		Vehicle Storage	3,600
		Depreciation/Reserve Fund	92,496
		Insurance Adjustments Prior Year	<u>5,970</u>
		Total Expenses	<u>\$619,538</u>
		Operating Gain(Loss)	(81,064)
		Operating Gain (Loss)	\$ 11,432
		Excluding depreciation	

**Notes:**

Service revenue includes 2014 revenue and deferred revenue from Medicaid and insurance for services provided in 2013 and payments received in 2014.

Contractual fees include consultant fees and clinical service provider fees for staffing and billing.

Miscellaneous fees include audit and legal fees.

## Thank you for supporting the Ronald McDonald Care Mobile

### 2014 Supporters

Ronald McDonald House Charities – Bismarck  
 Health Resources and Services Administration  
 Tom and Frances Leach Foundation, Inc.  
 Touchstone Energy® Cooperatives  
     Basin Electric Power Cooperative, KEM Electric Cooperative, Inc.,  
     Slope Electric Cooperative, Inc., Roughrider Electric Cooperative  
 Otto Bremer Foundation  
 Western North Dakota McDonald's Owners and Operators  
 MDU Resources Foundation  
 The State of North Dakota  
 Walmart Foundation – State Giving  
 Bismarck Marathon  
 Bismarck/Mandan Community Foundation  
 Oral Health America, Smiles Across America  
 American Dental Association Foundation  
 Scheels  
 And many individuals